

众志成城 共铸辉煌
Unity Together, Create Prosperity

TIANJIN XINYUE STEEL GROUP

TIANJIN XINYUE STEEL GROUP

HQ: Daqiuzhuang Industrial Area, Jinghai County, Tianjin, China, PC 301606

SAFE FRAMEWORK EXPERT

EXPORT OFFICE IN TIANJIN:

Address: 22nd Floor, North Tower, Vision Hill, Huayuan Industrial Zone,
NanKai District, Tianjin, China, PC 300384

Tel: +86-22-58357357, 58357359, 58357361

Fax: +86-22-58357360

Mail: sales@xinyusteel.com

URL: www.xinyusteel.com

EXPORT OFFICE IN HUNAN:

Address: Room 1808-1809, 18th Floor, Bailey Mansion,
No.208, South Xiaoxiang Avenue, Yuelu District,
Changsha, Hunan, China, PC 410000

Tel: +86-731-89702586, 89702576, 89702596

Fax: +86-731-89702586

Mail: sales@xysteelpipe.com

URL: www.xysteelpipe.com



天津信跃钢铁集团

天津信跃 成就卓越

Tianjin Xinyue makes excellence

XINYUE STEEL YOUR BEST CHOICE WITH ONE-STOP SOLUTION OF STEEL PIPE

信跃文化
XINYUE CULTURE

Xinyue Principle 信跃信条

诚信为本，客户至上，高质高效

Integrity-Based, Customer First, High Quality, High efficiency.

Xinyue Vision 信跃愿景

提升客户价值，专注优质产品（质量优，价格优，服务优，交期优）。

Advance Customer Value with Best Price, Good Quality, First-class Service, Fast Shipment.

Xinyue Goal 信跃目标

信跃钢铁，与你携手，共创辉煌

You and Xinyue Steel, Hand In Hand, Make Great Success.

CONTENTS

Customer Satisfaction is the guarantee of brand
Quality assurance is the soul of brand

1 集团文化
GROUP CULTURE

2 集团介绍
GROUP INTRODUCTION

3 产业链组成
INDUSTRY CHAIN
—架手脚/方矩管生产基地
SCAFFOLDING, SQUARE & RECTANGULAR
STEEL TUBE PRODUCTION BASE

4 品质保证
QUALITY CONTROL

5 资质证书
QUALIFICATION

6 工程案例
ENGINEERING CASE

ABOUT XIN YUE

关于我们

天津信跃钢铁集团源于1980年，位于天津市大邱庄工业区，临近天津港，是中国著名的大型钢管企业之一，集钢管生产、库存、代理、国内外销售为一体，竭诚为客户打造最优的品牌“价格最优，质量最优，交期最优，服务最优”。

信跃钢铁集团在天津、河北、山东等地投资了数个电阻焊钢管、螺旋埋弧焊钢管、直缝埋弧焊钢管、无缝钢管、油套管、钻杆、镀锌管、方矩管、脚手架以及扣件生产基地。

集团下各生产基地分别引进了国内外先进的技术及设备，在专业的工程师团队和生产部门引领下，时刻谨遵严格的ISO质量管理体系及各国生产标准规范，以确保产品的高品质。

公司始终坚持“诚信为本，客户至上，高质高效”的理念，以最好的服务回报客户，力求客户满意率100%。

集团下属的出口公司-天津信跃工贸有限公司，主要负责集团的钢管出口业务，产品已广泛用于多项国际石油天然气输送工程、疏浚打桩工程、水利、桥梁及油井工程等项目。出口辐射范围包括东南亚、中东、欧洲、南美以及非洲等地，并取得国内外广大客户的一致好评。

欢迎来到信跃！

信跃钢铁，与你携手，共创辉煌。

Tianjin Xinyue Steel Group was founded in 1980, located in Daqiu Zhuang Industrial Area, Tianjin, China, is one of the most famous enterprises of steel pipe in China, consolidating steel pipe production, stocking, distribution, domestic & international marketing. Our aim is to create the best corporation image for customer with "Best Price, High Quality, Fast Delivery, and First-Class Service".

Xinyue has invested several production bases in Tianjin, Hebei and Shandong Province, manufacturing ERW Steel Pipe, SSAW Steel Pipe, LSAW Steel Pipe, Seamless Steel Pipe, OCTG Tubing & Casing, Drill Pipe, Galvanized Steel Pipe, Hollow Section Tube, Scaffolding and couplers.

Equipped with domestic & international advanced technology and production line, and guided with the leadership of professional engineers and production team, Xinyue can strictly follow up ISO quality management system and meet regulations of various standards with the assurance of supreme quality.

Xinyue Steel always insists on the principle of "Integrity-Based, Customer First, High Quality, High efficiency", pursuing 100% customer satisfaction.

Tianjin Xinyue Industrial and Trade Co., Ltd, as a subsidiary under the group, is mainly responsible for exporting business under the group. Xinyue Steel has successfully supplied steel pipes for many international projects, engaging in petroleum & gas pipeline, dredging, piling, bridge building, water conservancy, oil well and other projects. Our market share is spreading all over the world, such as Southeast Asia, Mideast, Europe, South America, Africa and so on, obtaining a good reputation among customers.

Welcome to join Xinyue, Hand in Hand, Create Win-Win Business!

企业架构 CORPORATION STRUCTURE

Chinese
steel
pipe
forerunner



脚手架/方矩管生产基地

SCAFFOLDING
SQUARE & RECTANGULAR STEEL TUBE PRODUCTION BASE

信跃脚手架及结构方矩管生产基地，致力于与建设者共享安全、高效、和谐的建筑世界；供应建筑用的脚手架管，方矩管，圆盘式脚手架，碗扣式脚手架，门式脚手架，可调节钢支撑，脚踏板，梯子，扣件以及各种螺丝配件。

公司坚持走以质量创造品牌的公司发展路线，严把质量关，追求零缺陷，打造客人满意工程；产品广泛应用于建筑外墙、建筑内支撑、桥梁、隧道、烟囱、电厂、石油石化项目等各类施工工程。

Xinyue scaffolding, square & rectangular steel tube production base is aiming to build a safe, efficient, harmonious construction world hand in hand with builders; supply relevant construction materials like scaffolding tubes, square and rectangular hollow section tubes, ringlock scaffolding system, cuplock scaffolding system, frame scaffolding system, adjustable steel props, walk boards, ladders, scaffolding couplers and various screw fittings.

Believing "Quality Foster Brand" is the soul of Xinyue's development, we strictly monitor product's quality, pursue zero defects, aiming to create a customer satisfaction project; Xinyue Products has widely applied in building facades, bridges, tunnels, chimney, power plant, oil & petrochemical and other construction projects.

YOUR SAFE FRAMEWORK EXPERT



众志成城，共铸辉煌
Unity Together, Create Prosperity

脚手架管
SCAFFOLDING TUBE

生产规格 SPECIFICATION

外径Outer Diameter: 38.1mm,42.3mm,48.3mm,48.6mm,60.3mm

壁厚Wall thickness:1.8mm-4.0mm

材质 Steel Grade: Q235B, Q345B, S235JR, S275JR, STK400,
STK500, S235GT

标准 Standard: BS1139, EN39, BS1387, EN10219,
JIS G3444, AS1576

表面处理 Surface Treatment: Hot dipped galvanized, Electro
galvanized, Painted, Threaded, Engraved

外径 OD (mm)	壁厚 WT (mm)	长度 LENGTH (m)
48.3-48.6	1.8-2.5	0.3-12
48.3-48.6	2.75	0.3-12
48.3-48.6	3	0.3-12
48.3-48.6	3.2	0.3-12
48.3-48.6	3.6	0.3-12
48.3-48.6	3.8	0.3-12
48.3-48.6	4	0.3-12
38.1	4	0.3-12
42.3	4	0.3-12
60.3	2.0-4.0	0.3-12

非常品质

有口皆碑

Top Quality, Everyone Knows

跨出国门有知音，天下谁人不识君 ...



生产规格 SPECIFICATION

外径Outer Diameter: 10 mm x 10mm to 800 x 800mm

10mm x 20mm to 1000 x 1200mm

壁厚Wall thickness : 0.5–50mm

材质 Steel Grade: Q195, Q235B, Q345B, 20#, 16Mn, 45#, S235JR, S275JR, S355JR, STK400

STK500, ASTM A500 GR A/B/C/D, SS330, SS400, SS500, ST52, ST37...

标准 Standard: GB/T6728, ASTM A500, EN10219, EN10210...

工艺 Technique: ERW welded, Seamless, Extruded, Cold Rolled

表面Surface Treatment : Hot dipped galvanized, Electro galvanized, Painted

长度 Length: Up to 12m



圆盘脚手架 RINGLOCK SCAFFOLDING SYSTEM

信跃圆盘脚手架由立杆，横杆，斜拉杆，圆盘，三角支架和连接销组成。每500mm焊接一个圆盘，一支立杆总共可焊接8个圆盘。横杆和斜拉杆用一套铸造接头和连接销与圆盘相连。圆盘系统是一个安全有效的脚手架系统。广泛应用于桥梁，隧道，水塔和炼油厂等。

Xinyue Ringlock scaffolding system is composed of standards, ledgers, diagonal braces, base collars, triangle brackets and wedge pins. Rosettes are welded to the standard in every 500mm and totally 8 rosettes can be made in one standard. Ledgers and diagonal braces are connected to the rosettes with a system of casted heads and wedge pins. Ringlock scaffolding system is a safe and efficient scaffold system. They are widely used in the construction of bridges, tunnels, water towers, oil refinery, etc.

主要优势 Major Advantages

- 1.快速安装Quick erection;
- 2.安全和简单的单人组合Safe and simple one-man assembly;
- 3.所需材料少Very little material required;
- 4.免维护，随时准备使用Maintenance free and always ready for use;
- 5.经济和多功能设计Economic and versatile design.



圆盘脚手架系统的工程设计

Ringlock Scaffolding System Project Design

Project Size: L12m x W3.5m x H 10m

工程组件 COMPONENTS

序号 NO	组件名称 Components Name	尺寸(mm) Specification	数量 Quantity	单位 Unit
1	立杆 Standard	48.3x3.25x2000	140	pc
2	立杆 Standard	48.3x3.25x1000	18	pc
3	横杆 Ledger	48.3x3.25x1800	198	pc
4	横杆 Ledger	48.3x3.25x900	120	pc
5	斜拉杆 Diagonal Brace	48.3x3.25x1800x2000	25	pc
6	斜拉杆 Diagonal Brace	48.3x3.25x900x2000	20	pc
7	挂钩踏板 Catwalk	240x45x1800	22	pc
8	挂钩踏板 Catwalk	500x50x1800	20	pc
9	挂钩踏板 Catwalk	240x50x900	4	pc
10	挂钩踏板 Catwalk	500x50x900	4	pc
11	挂钩梯 Case	1800x2000x450	5	pc
12	起始杆 Base Collar	57x3.25x280	28	pc
13	可调节顶托 Adjustable U head	M38x600	28	pc
14	墙连接件 Wall Connecting Part	双步，三跨 two step, three-span		



圆盘脚手架系统构成
RINGLOCK SYSTEM COMPONENTS

立杆
Standard



名称 Item	类型 Type	型号 No.	规格 Size(mm)	材质 Material	外径 OD(mm)	壁厚 Thickness (mm)
立杆 Standard	M48	XY48-L0.5	500	Q345B	48.3	3.25
		XY48-L1.0	1000			
		XY48-L1.2	1200			
		XY48-L1.5	1500			
		XY48-L2.0	2000			
		XY48-L2.5	2500			
	M60	XY60-L0.25	250	Q345B	60	3.25
		XY60-L0.5	500			
		XY60-L1.0	1000			
		XY60-L1.2	1200			
		XY60-L1.5	1500			
		XY60-L2.0	2000			

横杆
Ledger



名称 Item	类型 Type	型号 No.	规格 Size(mm)	材质 Material	外径 OD(mm)	壁厚 Thickness (mm)				
横杆 Ledger	M48	XY48-H0.3	300	Q235	48.3	2.5 3.0				
		XY48-H0.6	600							
		XY48-H0.65	650							
		XY48-H0.75	750							
		XY48-H0.9	900							
		XY48-H1.15	1150							
		XY48-H1.2	1200							
		XY48-H1.5	1500							
		XY48-H1.8	1800							
		XY48-H2.1	2100							
		M48	XY48-JOH1.8				1800	Q345B	48.3	3.25
			XY48-JOH2.5				2500			
	M60	XY60-H0.6	600	Q235	60	3.0 3.25				
		XY60-H0.9	900							
		XY60-H1.2	1200							
		XY60-H1.5	1500							

起始杆
Base collar



名称 Item	类型 Type	型号 No.	规格 Size(mm)	材质 Material	外径 OD(mm)	壁厚 Thickness (mm)
起始杆 Base collar	M48	XY48-QSGO.28	280	Q345B	57	3.5



横杆头
Ledger head



圆盘
Rossettle



斜拉头
Diagonal head



连接销
Wedge pin

斜拉杆
Diagonal braces



名称 Item	类型 Type	型号 No.	规格 Size(mm)	材质 Material	外径 OD(mm)	壁厚 Thickness (mm)
水平斜拉杆 Horizontal diagonal braces	M48	XY48-SPW0.9L0.9	W900 L900	Q235	48.3	3.25
		XY48-SPW1.2L1.2	W1200 L1200			
		XY48-SPW1.5L1.5	W1500 L1500			
		XY48-SPW0.9L0.9	W1800 L1800			
垂直斜拉杆 Vertical diagonal braces	M60	XY60-H1.5L0.6	H1500 L600	Q235	42	2.4
		XY60-H1.5L0.9	H1500 L900			
		XY60-H1.5L1.2	H1500 L1200			
		XY60-H1.5L1.5	H1500 L1500			
		XY60-H1.5L1.8	H1500 L1800			
		XY60-H1.5L2.1	H1500 L2100			
	M48	XY48-XGH2.0L0.6	H2000 L600	Q235	48.3	2.4
		XY48-XGH2.0L0.65	H2000 L650			
		XY48-XGH2.0L0.75	H2000 L750			
		XY48-XGH2.0L0.9	H2000 L900			
		XY48-XGH2.0L1.15	H2000 L1150			
		XY48-XGH2.0L1.2	H2000 L1200			
		XY48-XGH2.0L1.5	H2000 L1500			
		XY48-XGH2.0L1.8	H2000 L1800			
		XY48-XGH2.0L2.1	H2000 L2100			
		XY48-XGH1.5L0.6	H2000 L600			
		XY48-XGH1.5L0.65	H1500 L650			
		XY48-XGH1.5L0.75	H1500 L750			
XY48-XGH1.5L0.9	H1500 L900					
XY48-XGH1.5L1.15	H1500 L1150					
XY48-XGH1.5L1.2	H2000 L1200					
XY48-XGH1.5L1.5	H2000 L1500					
XY48-XGH1.5L1.8	H2000 L1800					



U型头横撑 U HEAD CROSS BRACE

型号 NO	长度 Length	材质 Material
ZJG-L0.9	0.9m	Q345B
ZJG-L1.2	1.2m	Q345B
ZJG-L1.5	1.5m	Q345B
ZJG-L1.8	1.8m	Q345B



加强横杆 TRUSSED BEAM

型号 NO	长度 Length	材质 Material
HX-HL-L1.5	1.5m	Q345B
HX-HL-L1.8	1.8m	Q345B
HX-HL-L2.0	2.0m	Q345B
HX-HL-L2.5	2.5m	Q345B
HX-HL-L2.5	2.5m	Q345B



爬梯 MONKEY LADDER

型号 NO	高 Heigh	宽 Width
PT-L2000	2m	0.3m
PT-L3000	3m	0.3m



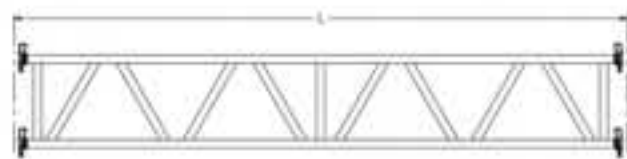
三角支架 TRIANGLE BRACKE

型号 NO	长度 Length
SJJ-680	680mm
SJJ-900	900mm



重型桁架 HEAVY TRUSS

型号 NO	长度 Length	材质 Material
ZXHL-L2.5	2.5m	Q345B
ZXHL-L2.0	3.0m	Q345B



碗扣式脚手架 CUPLOCK SCAFFOLDING SYSTEM

碗扣式脚手架是使用最广泛的脚手架之一，其独特的圆形节点允许4个组件紧紧地连接在一起。碗扣式脚手架主要由立杆，横杆，斜杆，上碗扣，下碗扣，限位销等构成，具有拼拆迅速，省力，结构稳定可靠等特点，在房屋，桥梁，烟囱，水塔等多种建筑形态的施工中普遍应用。

Cuplock Scaffolding System is one of the world's most widely used scaffold system, its unique circular node point allows up to 4 components to be connected in one fastening action. It is mainly composed of vertical standard, ledger, diagonal brace, top cup, bottom cup, ledge blade and etc. They are widely used in houses, bridges, chimneys, water towers and other construction job.

Main Advantages:

- 1、Simple and fast assembly
- 2、Labor saving
- 3、Safe and Stability



名称 Item	型号 No.	规格 Size(mm)	材质 Material	外径 OD(mm)	壁厚 Thickness (mm)
立杆 Standard	XYS050	500	Q345B	48.3	3.0, 3.25
	XYS100	1000			
	XYS130	1300			
	XYS150	1500			
	XYS180	1800			
	XYS200	2000			
	XYS230	2300			
	XYS250	2500			
	XYS280	2800			
	XYS300	3000			



名称 Item	型号 No.	规格 Size(mm)	材质 Material	外径 OD(mm)	壁厚 Thickness (mm)
横杆 Ledger	XYL060	600	Q235	48.3	3.0, 3.25
	XYL090	900			
	XYL100	1000			
	XYL120	1200			
	XYL125	1250			
	XYL130	1300			
	XYL150	1500			
	XYL160	1600			
	XYL180	1800			
	XYL200	2000			
	XYL250	2500			

斜杆
Diagonal brace



名称 Item	型号 No.	规格 Size(mm)	材质 Material	外径 OD(mm)	壁厚 Thickness (mm)
斜杆 Diagonal brace	XYD1	1300 x 2000	Q235	48.3	3.0, 3.25
	XYD2	1800 x 2000			
	XYD3	2500 x 2000			
	XYD4	3000 x 2000			
	XYD5	1800 x 1500			
	XYD6	2500 x 1500			

碗扣式脚手架主要组件
CUPLOCK MAIN COMPONENTS



名称 Item	型号 No.	规格 Size(mm)	材质 Material	外径 OD(mm)	壁厚 Thickness (mm)
中间横梁 Intermediate Transom	XYIT1	565	Q235	48.3	3.0, 3.25
	XYIT2	795			
	XYIT3	1300			
	XYIT4	1800			



名称 Item	型号 No.	规格 Size(mm)	材质 Material	外径 OD(mm)	壁厚 Thickness (mm)
支架 Bracket	XYHB1	291	Q235	48.3	3.0, 3.25
	XYHB2	565			
	XYHB3	795			



下碗扣 Bottom cup



上碗扣 Up cup



限位销 Legder blade



门式脚手架系统 FRAME SCAFFOLDING SYSTEM

应用：楼宇、厅堂、桥梁、高架桥、隧道等模板内支顶或作飞模支承主架

主要组件：门架，梯子，连接销，斜拉杆，锁扣，底座，U型顶托和铸头。

优势：拆装简单、移动方便、承载性能好、使用安全可靠。

Application: slab support, staircase, stage platform, bridge support, mobile tower, etc.

Main components: frame, catwalk, joint pin, cross brace, lock pin, base jack, u-head jack and caster.

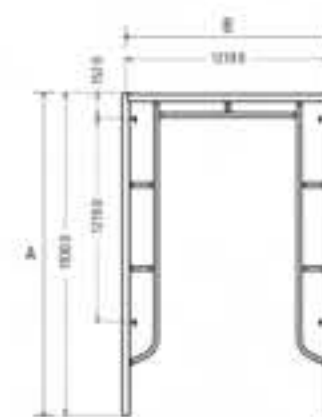
Advantage:

Easy to assemble & dismantle

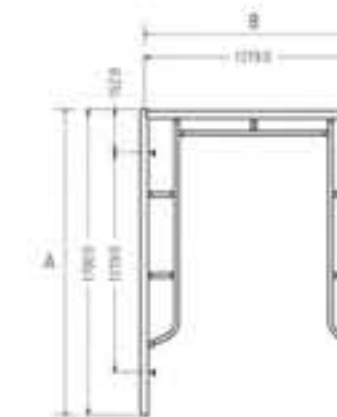
Mobile convenience

Strong loading capacity

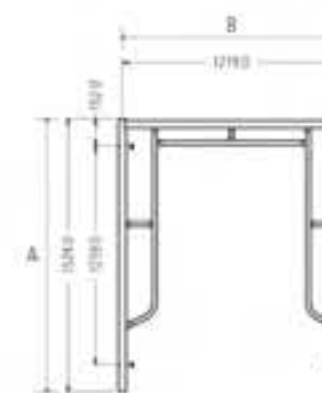
Safety and Stability



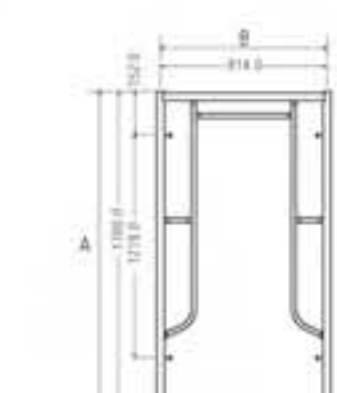
NO	A	B	Inner Tube	Weight
FS-01/A	Φ42*2.4	Φ42*2.4	Φ25*1.5	16.21kg
FS-01/B	Φ42*2.2	Φ42*2.2	Φ25*1.5	15.28kg
FS-01/C	Φ42*2.0	Φ42*2.0	Φ25*1.5	14.33kg
FS-01/D	Φ42*1.8	Φ42*1.8	Φ25*1.5	13.38kg



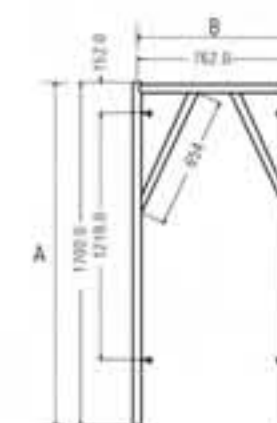
NO	A	B	Inner Tube	Weight
FS-02/A	Φ42*2.4	Φ42*2.4	Φ25*1.5	14.58kg
FS-02/B	Φ42*2.2	Φ42*2.2	Φ25*1.5	13.73kg
FS-02/C	Φ42*2.0	Φ42*2.0	Φ25*1.5	12.88kg
FS-02/D	Φ42*1.8	Φ42*1.8	Φ25*1.5	12.00kg



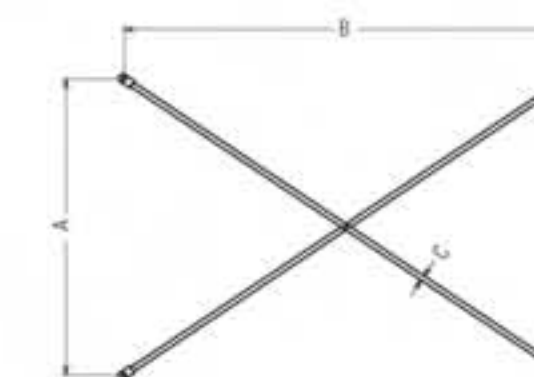
NO	A	B	Inner Tube	Weight
FS-03/A	Φ42*2.4	Φ42*2.4	Φ25*1.5	13.21kg
FS-03/B	Φ42*2.2	Φ42*2.2	Φ25*1.5	12.43kg
FS-03/C	Φ42*2.0	Φ42*2.0	Φ25*1.5	11.64kg
FS-03/D	Φ42*1.8	Φ42*1.8	Φ25*1.5	10.84kg



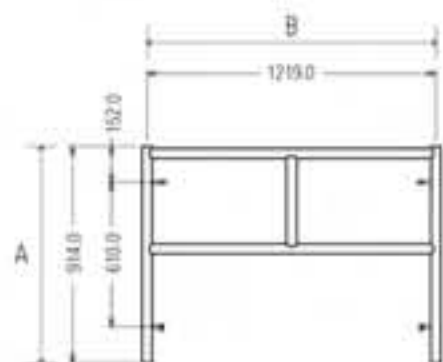
NO	A	B	Inner Tube	Weight
FS-04/A	Φ42*2.4	Φ42*2.4	Φ25*1.5	12.84kg
FS-04/B	Φ42*2.2	Φ42*2.2	Φ25*1.5	12.04kg
FS-04/C	Φ42*2.0	Φ42*2.0	Φ25*1.5	11.24kg
FS-04/D	Φ42*1.8	Φ42*1.8	Φ25*1.5	10.43kg



NO	A	B	Inner Tube	Weight
FT-04/B	Φ42*2.2	Φ42*2.2	Φ25*1.5	10.22kg
FT-04/C	Φ42*2.0	Φ42*2.0	Φ25*1.5	9.44kg
FT-04/D	Φ42*1.8	Φ42*1.8	Φ25*1.5	8.66kg




NO	A	B	Inner Tube	Weight
FX-1218	1219	1829	Φ21*1.5	3.3kg
FX-1215	1219	1524	Φ21*1.5	2.92kg
FX-1212	1219	1219	Φ21*1.5	2.59kg
FX-0918	914	1829	Φ21*1.5	3.06kg
FX-0915	914	1524	Φ21*1.5	2.67kg
FX-0912	914	1219	Φ21*1.5	2.3kg
FX-0618	610	1829	Φ21*1.5	2.89kg
FX-0615	610	1524	Φ21*1.5	2.47kg
FX-0612	610	1219	Φ21*1.5	2.06kg



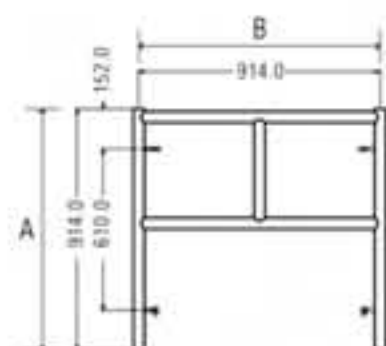
NO	A	B	Inner Tube	Weight
FR-01/A	Φ42*2.2	Φ42*2.2	Φ42*2.2	10.08kg
FR-01/B	Φ42*2.0	Φ42*2.0	Φ42*2.0	9.22kg
FR-01/C	Φ42*1.8	Φ42*1.8	Φ42*1.8	8.35kg
FR-01/D	Φ42*2.2	Φ42*2.0	Φ42*2.0	9.56kg
FR-01/A2	Φ42*2.2	Φ42*2.2	Φ25*1.5	8.00kg
FR-01/B2	Φ42*2.0	Φ42*2.0	Φ25*1.5	7.44kg
FR-01/C2	Φ42*1.8	Φ42*1.8	Φ25*1.5	6.87kg



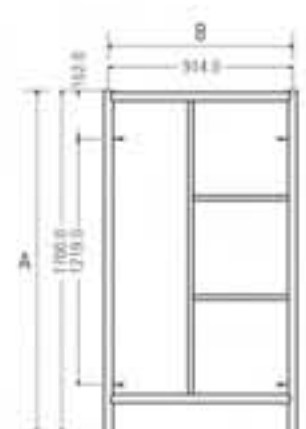
NO	A	B	Inner Tube	Weight
FR-02/A	Φ42*2.2	Φ42*2.2	Φ25*1.5	11.72kg
FR-02/B	Φ42*2.2	Φ42*2.0	Φ25*1.5	11.28kg
FR-02/C	Φ42*2.0	Φ42*2.0	Φ25*1.5	10.82kg



NO	A	B	Inner Tube	Weight
FR-03/A	Φ42*2.2	Φ42*2.0	Φ42*2.0	16.83kg
FR-03/A2	Φ42*2.2	Φ42*2.2	Φ25*1.5	14.65kg
FR-03/B	Φ42*2.2	Φ42*2.0	Φ25*1.5	14.20kg
FR-03/C	Φ42*2.0	Φ42*2.0	Φ25*1.5	13.57kg



NO	A	B	Inner Tube	Weight
FR-04/A	Φ42*2.2	Φ42*2.2	Φ42*2.0	8.70kg
FR-04/B	Φ42*2.0	Φ42*2.0	Φ42*2.0	8.02kg



NO	A	B	Inner Tube	Weight
FR-05/A	Φ42*2.2	Φ42*2.2	Φ25*1.5	13.43kg
FR-05/B	Φ42*2.2	Φ42*2.0	Φ25*1.5	13.09kg
FR-05/C	Φ42*2.0	Φ42*2.0	Φ25*1.5	12.46kg



NO	A	B	Inner Tube	Weight
FR-06/A	Φ42*2.2	Φ42*2.0	Φ42*2.0	16.83kg
FR-06/A2	Φ42*2.2	Φ42*2.2	Φ25*1.5	14.65kg
FR-06/B	Φ42*2.2	Φ42*2.0	Φ25*1.5	14.20kg
FR-06/C	Φ42*2.0	Φ42*2.0	Φ25*1.5	13.57kg



可调节钢支撑
ADJUSTABLE STEEL PROPS



信跃钢支撑广泛用于垂直方向结构支撑的支撑构件，可适用任意形状的楼板模板的垂直支撑，简单灵活，安装方便，是经济、实用、承载力强的支撑构件。

Application: used for vertical supporting of slab formwork and beam, for any shape building construction, for different height of building within its range.

Components: Adjustable vertical pipe support include inner tube, outer tube, prop base plate, prop nut, prop thread and lock pin.

Surface treatment: dipped painting, powder coated, galvanized

Advantage: Simple and reliable structure, easy to erect and dismantle, strong loading capacity, economical construction equipment, easy to get through, length adjustable.



中东钢支撑 Middle East Type Prop

可调节长度 Adjustable Length	外管 Outer Tube	内管 Inner Tube	壁厚 Wall Thickness
1.6-2.9m	60	48	1.8-3.0mm
1.8-3.2m	60	48	1.8-3.0mm
2.0-3.5m	60	48	1.8-3.0mm
2.2-4.0m	60	48	1.8-3.0mm



西班牙钢支撑 Spanish Type Prop

可调节长度 Adjustable Length	外管 Outer Tube	内管 Inner Tube	壁厚 Wall Thickness
0.8-1.4m	48	40	1.5-2.5mm
1.6-3.0m	48	40	1.5-2.5mm
1.8-3.2m	48	40	1.5-2.5mm
2.0-3.5m	48	40	1.5-2.5mm
2.2-4.0m	48	40	1.5-2.5mm



意大利钢支撑 Italian Type Prop

可调节长度 Adjustable Length	外管 Outer Tube	内管 Inner Tube	壁厚 Wall Thickness
1.6-2.9m	56	48	1.5-2.75mm
1.8-3.1m	56	48	1.5-2.75mm
2.0-3.6m	56	48	1.5-2.75mm
2.0-4.0m	56	48	1.5-2.75mm



重型钢支撑 Heavy Duty Prop

可调节长度 Adjustable Length	外管 Outer Tube	内管 Inner Tube	壁厚 Wall Thickness
1.4-2.7m	60.3	48.3	1.6-4.0mm
1.6-2.7m	60.3	48.3	1.6-4.0mm
1.62-2.64m	60.3	48.3	1.6-4.0mm
2.0-3.9m	60.3	48.3	1.6-4.0mm
2.2-4.1m	60.3	48.3	1.6-4.0mm
2.5-4.5m	60.3	48.3	1.6-4.0mm
3.0-5.0m	60.3	48.3	1.6-4.0mm



可调节上下托
JASE BASE



Model	Size (mm)	Material size (mm)
UH-600A	600	∅34\36\38 U-head 5.0x160x90x30
UH-600B	600	∅34\36\38 U-head 5.0x160x90x30
UH-700A	700	∅34\36\38 U-head 5.0x160x90x30
UH-700B	700	∅34\36\38 U-head 5.0x160x90x30

Model	Size (mm)	Material size (mm)
US-600A	600	∅30\32\34 U-head 5.0x160x90x30
US-600B	600	∅30\32\34 U-head 5.0x160x90x30
US-700A	700	∅30\32\34 U-head 5.0x160x90x30
US-700B	700	∅30\32\34 U-head 5.0x160x90x30



Model	Size (mm)	Material size (mm)
JBH-600	600	∅28\30\32\34\36\38 Base Plate: 5x100x100
JBH-700	700	∅28\30\32\34\36\38 Base Plate: 5x100x100

Model	Size (mm)	Material size (mm)
JBS-600	600	∅28\30\32\34 Base Plate: 5x100x100
JBS-700	700	∅28\30\32\34 Base Plate: 5x100x100



Model	Size (mm)	Material size (mm)
SSJ-600	600	∅30\34\38 Base Plate: 8x120x120
SSJ-700	700	∅30\34\38 Base Plate: 8x120x120

Model	Size (mm)	Material size (mm)
UUJ-600	600	∅30\34\38 U head: 5x250x150x190
UUJ-700	700	∅30\34\38 U head: 5x250x150x190

钢踏板 WALKING BOARD



型号 TYPE	长度 LENGHT	宽度 WIDTH	高 HEIGHT
TB210*45*1.0	1.0m	210mm	45mm
TB210*45*1.5	1.5m	210mm	45mm
TB210*45*2.0	2.0m	210mm	45mm
TB210*45*2.5	2.5m	210mm	45mm
TB210*45*3.0	3.0m	210mm	45mm
TB210*45*4.0	4.0m	210mm	45mm
TB240*45*1.0	1.0m	240mm	45mm
TB240*45*1.5	1.5m	240mm	45mm
TB240*45*2.0	2.0m	240mm	45mm
TB240*45*2.5	2.5m	240mm	45mm
TB240*45*3.0	3.0m	240mm	45mm
TB240*45*4.0	4.0m	240mm	45mm

型号 TYPE	长度 LENGHT	宽度 WIDTH	高 HEIGHT
TB250*50*1.0	1.0m	250mm	50mm
TB250*50*1.5	1.5m	250mm	50mm
TB250*50*2.0	2.0m	250mm	50mm
TB250*50*2.5	2.5m	250mm	50mm
TB250*50*3.0	3.0m	250mm	50mm
TB250*50*4.0	4.0m	250mm	50mm
TB250*40*1.0	1.0m	250mm	50mm
TB250*40*1.5	1.5m	250mm	50mm
TB250*40*2.0	2.0m	250mm	50mm
TB250*40*2.5	2.5m	250mm	50mm
TB250*40*3.0	3.0m	250mm	50mm
TB250*40*4.0	4.0m	250mm	50mm

挂钩踏板 Catwalk



宽*高 W*H(mm)	厚度 THICKNESS(mm)	挂钩 HOOK
420*45	1.2-1.6	43mm/50mm
450*45	1.2-1.6	43mm/50mm
480*45	1.2-2.0	43mm/50mm
500*50	1.2-2.0	43mm/50mm
600*50	1.2-2.0	43mm/50mm

梯子
LADDERS

步梯 STAIR CASE



尺寸 SIZE (mm)	挂钩 HOOK
450*1829*1725*2515	43mm
860*1829*1725*2515	43mm
450*1829*1955*2677	43mm
860*1829*1955*2677	43mm
860*1800*1800*2545	50mm

组合梯 ASSEMBLED STAIR CASE

型号 TYPE	长度L	高 HEIGHT	宽度 WIDTH
HK-KCT-B	1.8m	2.0m	0.9m

爬梯 MONKEY LADDER

尺寸 SIZE (mm)	重量 WEIGHT(kg)
300*3000	8
350*3000	8.32



扣件生产基地
Scaffolding Coupler Production Base

扣件生产基地目前已拥有三条完整的生产线，每月可生产量达80万个。

工厂严格遵循EN74 Class A & Class B, BS1139, AS1576等国内外扣件标准要求和规范，生产各种类型的锻压和冲压扣件，包括直角扣件，旋转扣件以及各种异型扣件。

工厂已通过ISO9001:2008 国际质量管理体系认证，并取得EN74 和BS1139产品证书。

Assembling with three advanced production line, the factory can produce 800,000 of couplers per month.

The factory is strictly complying with EN74 Class A & Class B, BS 1139, AS 1576 and other domestic & international coupler standard and regulations, manufacturing various drop forged & pressed coupler like double coupler, swivel coupler and other shaped couplers.

The factory has already awarded with ISO 9001:2008 International quality management system and gained EN74 & BS1139 Certificate for products.



质量控制

信跃集团拥有专业的工程师, 优秀的生产团队以及严格的ISO9001质量管理体系, 时刻为客户打造安全、可靠、质量信得过的产品。

Xinyue Steel possess with professional engineers & first-class production team and strict ISO 9001 quality and safety management system, pursuing to provide customer with safe, credible and quality trustworthy products.

Quality Control

信跃坚持以质量求生存, 以技术进步谋发展, 始终把打造精品作为企业生存的基本法则, 通过原料质量控制、生产过程质量控制和成品检测控制, 保证为客户提供满意合格的产品。

Insisting on the tenet of "Survive With Quality, Develop With Credibility", Xinyue always provide customers with "Quality Trustworthy Products", under the strict control on the raw material inspection, online production inspection, finished pipe inspection and delivery.

Installed with well equipped laboratory, Xinyue can perform full set of experiments according to various domestic and international standards, including Chemical Composition Analysis, Metallurgical Analysis, Mechanical Property Test, Tension Test, Bending Test, Flattening Test, Hardness Test, Impact Test, Drop Weight Tear Test, and etc.



众志成城，共铸辉煌
Unity Together, Create Prosperity

QUALIFICATIONS

and honors 资质荣誉……



Honor Witness History
Strength Prospect Future

HONOR

INTEGRITY IS THE FOUNDATION SERVE THE SOCIETY

客户的满意始终是信跃的第一位
千锤百炼成就信跃品质
信跃，您可以信赖的伙伴
我们坚信品质是永续不变的潮流
信跃一行业的领航者

Customers' full satisfaction is always Xinyue's first priority
Severe controlled and steeled quality is Xinyue's soul
Do the respect and trustworthy enterprise
We firmly believe the quality is the permanent core
Xinyue - the pionner of the industry

